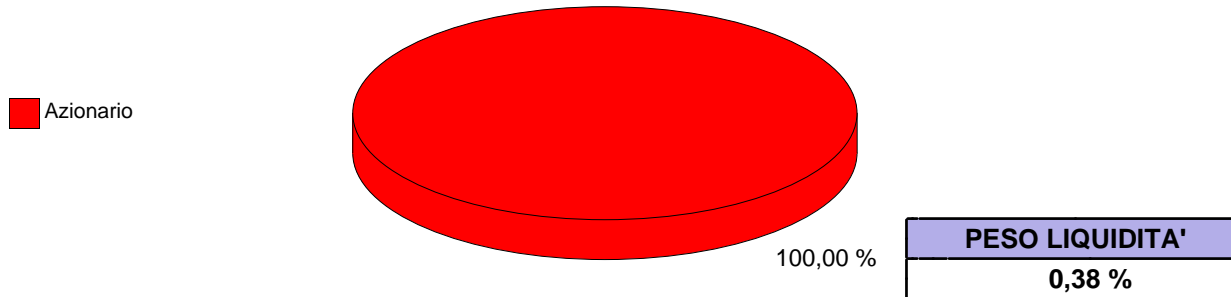




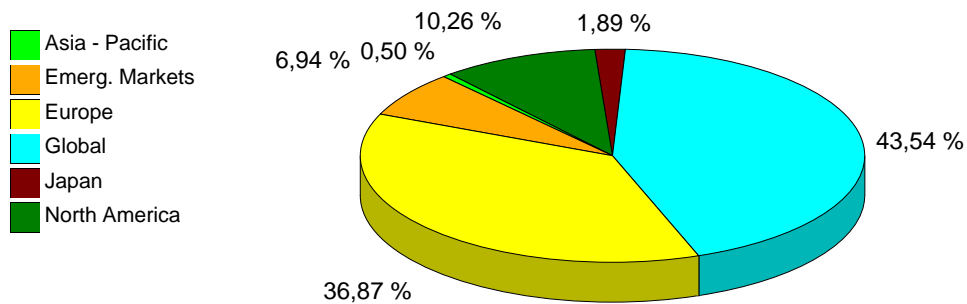
MULTIAZIONARIO al 26/04/2012



Composizione degli investimenti



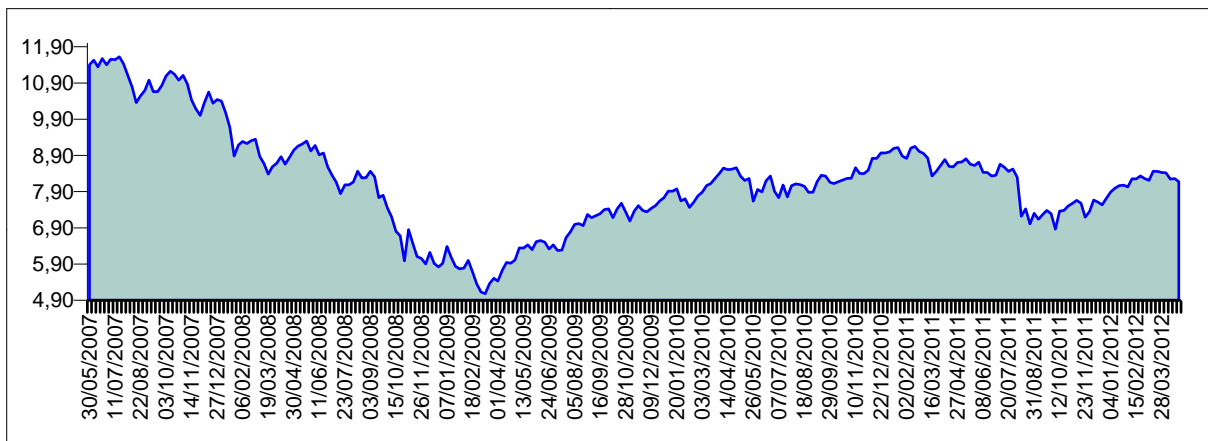
Investimenti - Area geografica



PERFORMANCE

lineare a 1 mese	lineare a 3 mesi	lineare a 6 mesi	lineare a 12 mesi	lineare dal lancio
-3,026 %	1,176 %	8,915 %	-6,079 %	-18,270 %

DATA	PREZZO
28/03/2012	8,428
04/04/2012	8,417
11/04/2012	8,247
18/04/2012	8,257
26/04/2012	8,173

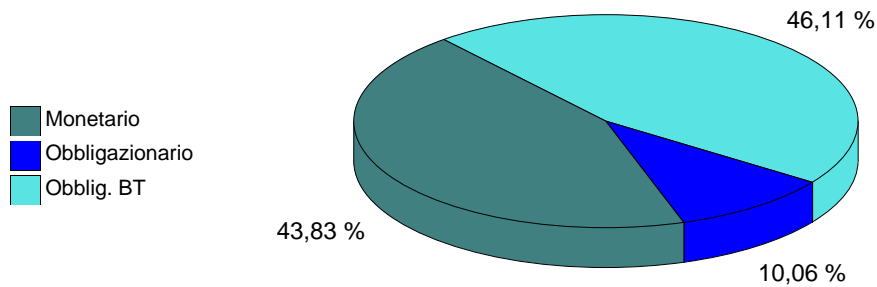




MULTIMONETARIO al 26/04/2012

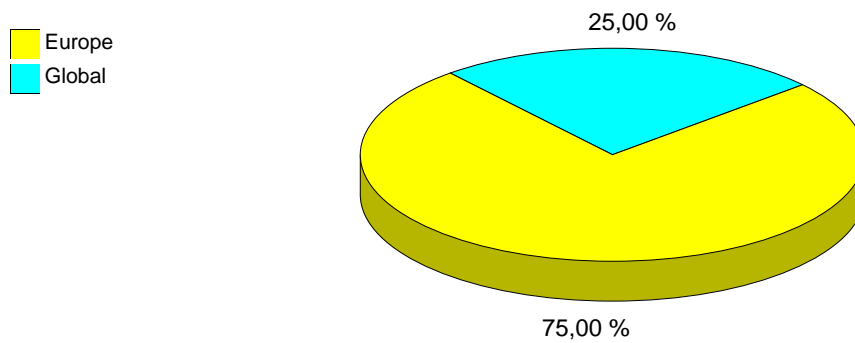


Composizione degli investimenti



PESO LIQUIDITA'
0,63 %

Investimenti - Area geografica



PERFORMANCE

lineare a 1 mese	lineare a 3 mesi	lineare a 6 mesi	lineare a 12 mesi	lineare dal lancio
-0,469 %	0,794 %	2,545 %	4,446 %	10,420 %

DATA	PREZZO
28/03/2012	11,094
04/04/2012	11,083
11/04/2012	11,051
18/04/2012	11,046
26/04/2012	11,042

