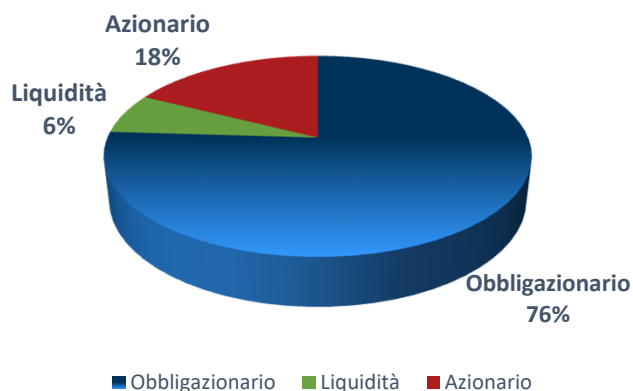


## Percorso 18

Fondo unit linked **bilanciato** che, con uno stile di gestione flessibile, investe sui mercati obbligazionari e monetari con un limitato investimento sui mercati azionari in qualsiasi valuta.



### Composizione degli investimenti

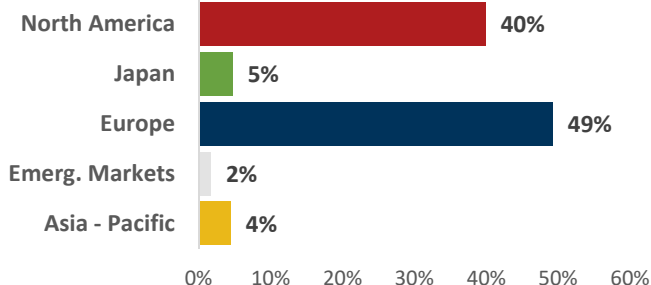


### Peso % dei 10 Principali attivi

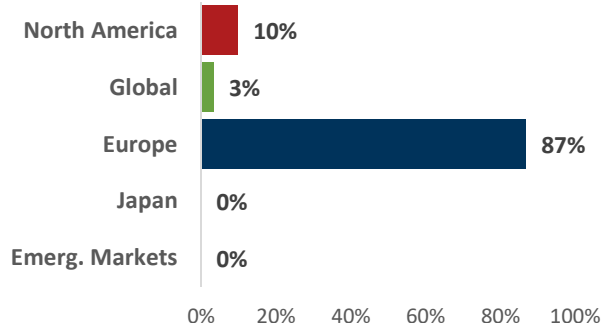
LU1650490474	ETF Eurmts Inv Gr DR	10,61%
FR0000971293	HSBC Euro GVT Bond Fund C	6,88%
LU0297941469	BGF Euro Bond Fund € D 2	6,86%
IE00B1YZSC51	ETF Ishares MSCI Europe	6,21%
LU0278427041	Epsilon Fund Euro BD I	6,15%
IE00B3S5XW04	ETF SPDR Euro Gvt Bond	5,87%
IE00B5BMR087	ETF Ishares Core S&P 500 UCITS	5,61%
LU0100597805	Invesco European Bond - C	5,42%
LU0106235889	Schroder Intl Euro Bond Fund C	4,17%
IE00B14X4S71	ETF Ishares USD Treasury Bond 1-3	3,07%



### Investimenti Azionari Area geografica



### Investimenti Obbligazionari Area geografica

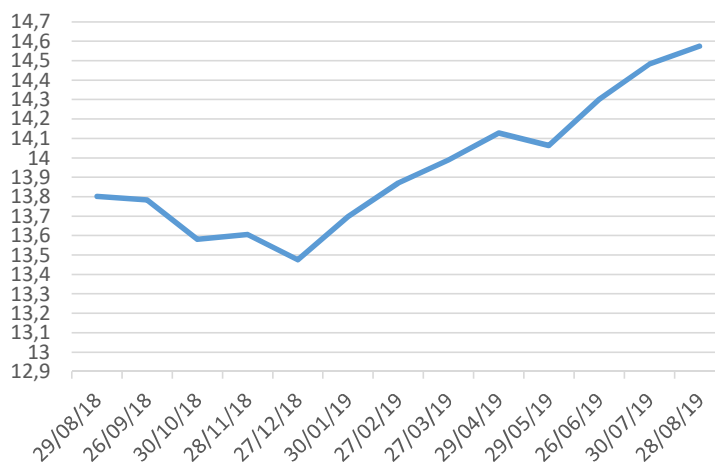


### Performance Lineare

<b>Dal lancio</b>	<b>45,74%</b>
1 mese	0,64%
3 mesi	3,63%
6 mesi	5,07%
12 mesi	5,59%
3 anni	4,82%
5 anni	13,24%



### Andamento Performance

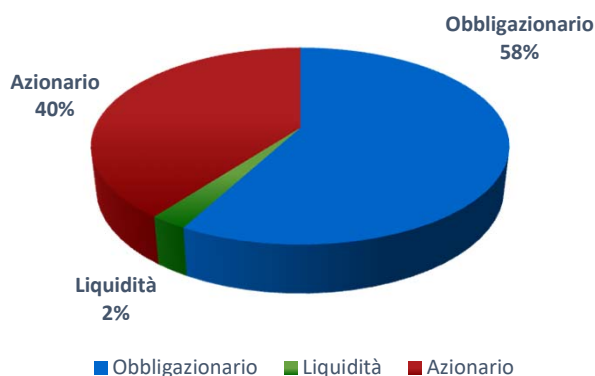


## Percorso 40

Fondo unit linked **bilanciato** che, con uno stile di gestione flessibile, investe dinamicamente sui mercati azionari e obbligazionari globali in qualsiasi valuta.



### Composizione degli investimenti

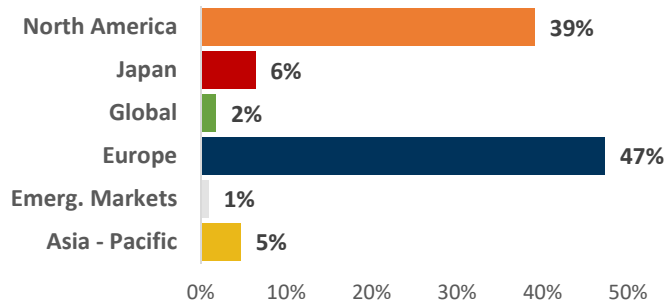


### Peso % dei 10 Principali attivi

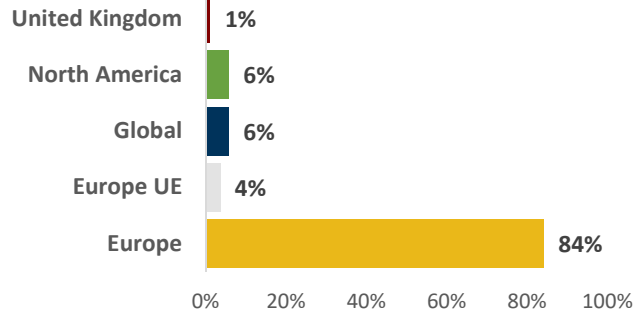
LU1287023185	ETF Lixor EURMTS 7-10Y INVG DR	5,36%
IE00B5BMR087	ETF Ishares Core S&P 500 UCITS	4,34%
DE0001102440	Germania 0,5 15/02/2028	4,10%
LU0396183112	GENERALI EURO BDS 1/3 YRS-BC	3,74%
LU0297941469	BGF Euro Bond Fund € D 2	3,66%
LU1650490474	ETF Eurmts Inv Gr DR	3,57%
LU1681041627	ETF Amundi Euro Minim	3,19%
LU0389811539	Amundi Index EQ Europe IEC	3,18%
IT0005086886	BTP 1,35 15/04/2022	3,05%
IE0004240754	Mellon S&P500 Index tracker C	3,00%



### Investimenti Azionari Area geografica



### Investimenti Obbligazionari Area geografica

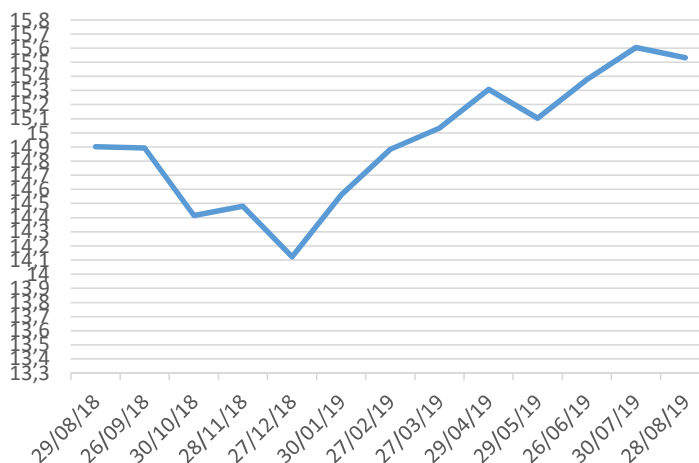


### Performance Lineare

<b>Dal lancio</b>	<b>55,31%</b>
1 mese	-0,47%
3 mesi	2,83%
6 mesi	4,35%
12 mesi	4,22%
3 anni	8,32%
5 anni	19,18%



### Andamento Performance



## Percorso 61

Fondo unit linked **bilanciato** che, con uno stile di gestione flessibile, investe dinamicamente sui mercati azionari globali in qualsiasi valuta.



### Composizione degli investimenti

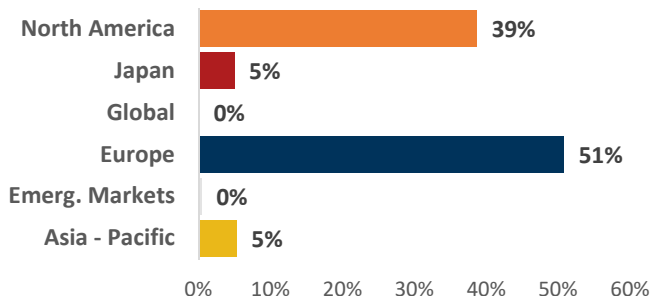


### Peso % dei 10 Principali attivi

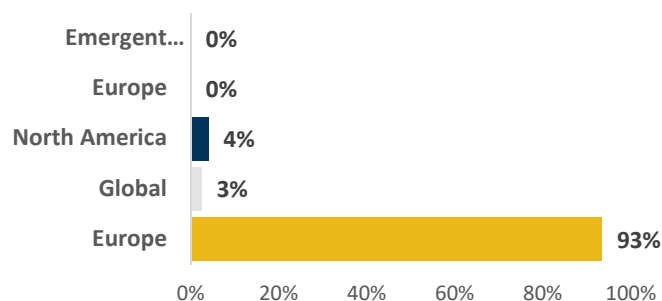
IE0004240754	Mellon S&P500 Index tracker C	12,09%
LU0289214545	JPM Europe Equity Plus	11,14%
LU0188798671	Pictet USA Index I	8,06%
LU0188800162	Pictet Europe Index I	7,07%
LU0278427041	Epsilon Fund Euro BD I	3,97%
IE00B1YZSC51	ETF Ishares MSCI Europe	3,83%
IE00B5BMR087	ETF Ishares Core S&P 500 UCITS	3,59%
DE0001102440	Germania 0,5 15/02/2028	3,38%
IE00B53QG562	ETF Ishares MSCI EMU	3,07%
LU1287023185	ETF Lixor EURMTS 7-10Y INVG DR	3,02%



### Investimenti Azionari Area geografica



### Investimenti Obbligazionari Area geografica

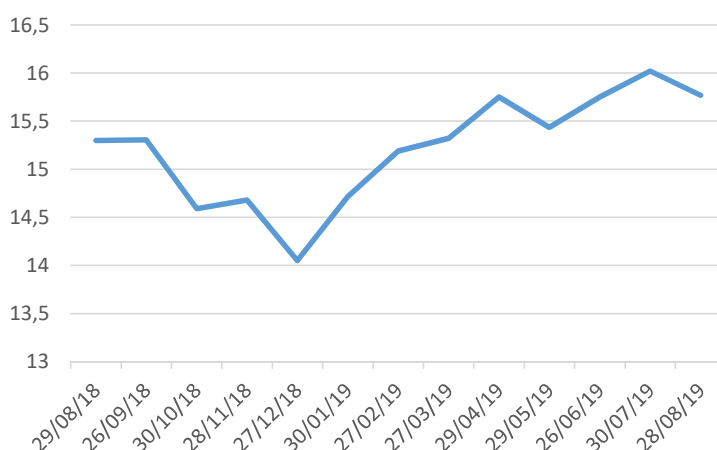


### Performance Lineare

<b>Dal lancio</b>	<b>57,67%</b>
1 mese	-1,57%
3 mesi	2,14%
6 mesi	3,80%
12 mesi	3,06%
3 anni	11,90%
5 anni	23,73%



### Andamento Performance



## Percorso 83

Fondo unit linked **bilanciato** che, con uno stile di gestione flessibile, investe sui mercati azionari globali in qualsiasi valuta.



### Composizione degli investimenti

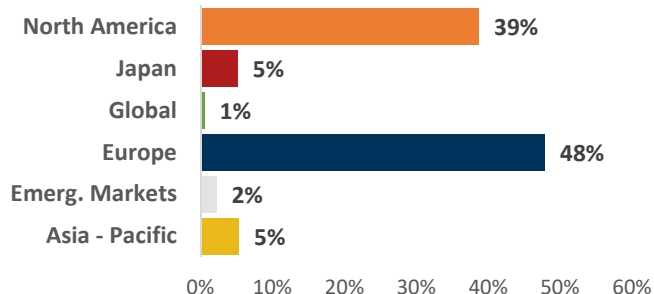


### Peso % dei 10 Principali attivi

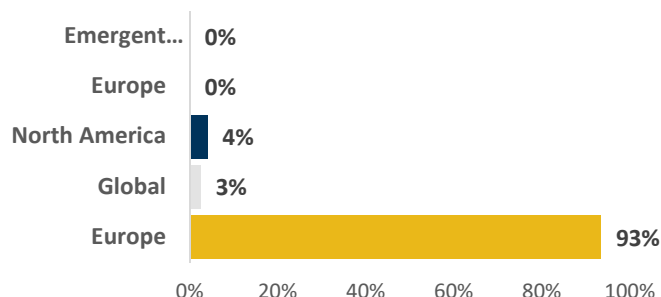
LU0188798671	Pictet USA Index I	13,31%
IE00B1YZSC51	ETF Ishares MSCI Europe	13,19%
IE0004240754	Mellon S&P500 Index tracker C	9,73%
LU0188800162	Pictet Europe Index I	7,41%
IE0031442068	ETF ishares S&P 500	5,47%
LU0335977384	Eurizon Easyfund Eq Europe Z	5,32%
IE00B5BMR087	ETF Ishares Core S&P 500 UCITS	5,27%
LU0389811539	Amundi Index EQ Europe IEC	4,65%
LU0607514808	Invesco Japanese Equity Advantage I	4,53%
IE00B4WXJD03	ETF Ishares MSCI Pacific EX Japan	4,35%



### Investimenti Azionari Area geografica



### Investimenti Obbligazionari Area geografica

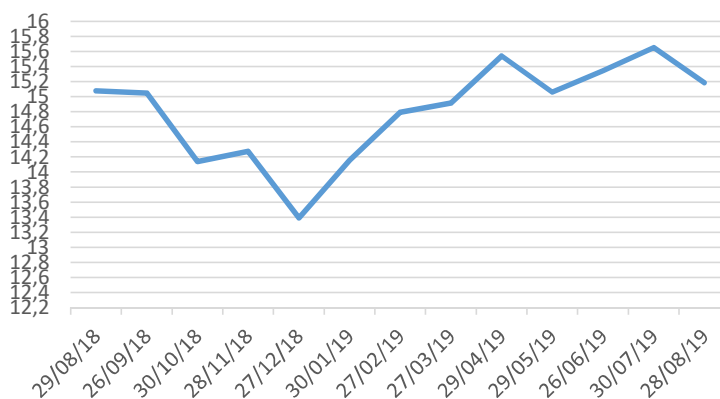


### Performance Lineare

<b>Dal lancio</b>	<b>51,81%</b>
1 mese	-3,00%
3 mesi	0,80%
6 mesi	2,63%
12 mesi	0,70%
3 anni	14,56%
5 anni	26,87%



### Andamento Performance

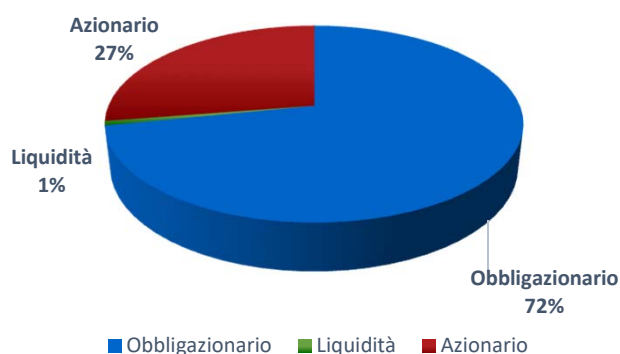


## AV Total Return

Fondo unit linked **bilanciato** che, con uno stile di gestione flessibile, investe in modo diversificato sia geograficamente che per tipologia di asset class tra azionario, obbligazionario, e monetario. La gestione si confronta con l'indice Euribor a 3 mesi aumentato di 175 bp.



### Composizione degli investimenti

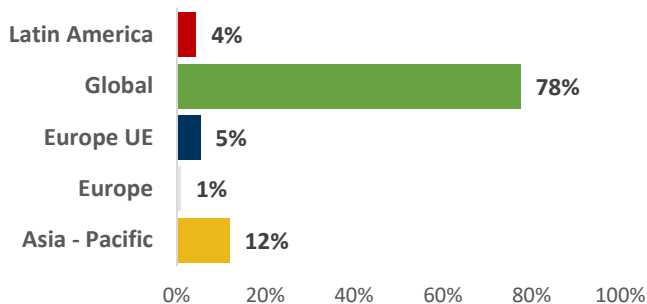


### Peso % dei 10 Principali attivi

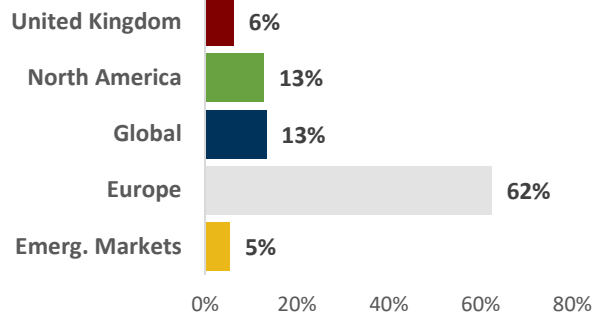
LU0439730457	CS Global Dividend Plus Equity Fund	21,47%
LU0155951089	CS Bond Tops Euro B	20,03%
LU0078046520	CS Portfolio Fund Reddito EUR B	11,21%
LU1126274130	CS Euro Corporate Bond Fund	5,97%
LU1646952983	Aberdeen GI II US Dollar Credit Bond	5,16%
LU1760136132	Aberdeen GI I Australian Dollar Gvt £	4,86%
LU0049015760	Aberdeen Money Market Fund GBP	4,49%
LU0155953705	CS Bond Tops USD B	4,06%
LU0155952053	CS Bond Tops CHF B	3,98%
LU0476875868	Aberdeen GI Asia Pacific Equity Fund	3,29%



### Investimenti Azionari Area geografica



### Investimenti Obbligazionari Area geografica

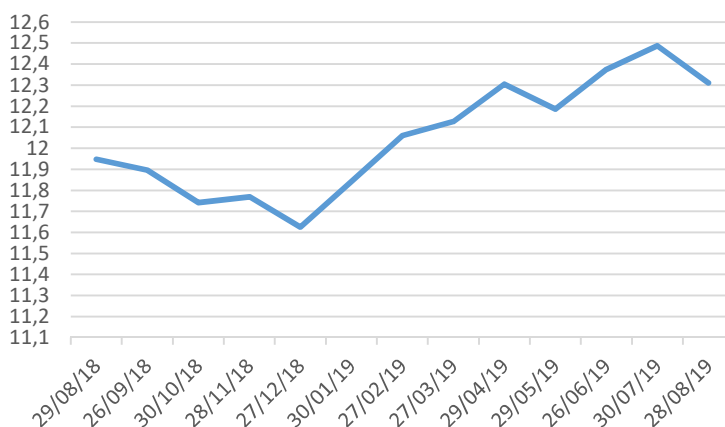


### Performance Lineare

<b>Dal lancio</b>	<b>23,11%</b>
1 mese	-1,41%
3 mesi	1,03%
6 mesi	2,08%
12 mesi	3,05%
3 anni	2,33%
5 anni	6,73%



### Andamento Performance



## Gold New

Fondo unit linked **azionario specializzato** che, con uno stile di gestione flessibile, investe dinamicamente sui mercati azionari specializzati legati all'oro, ai metalli preziosi e ad altre risorse naturali.



### Composizione degli investimenti

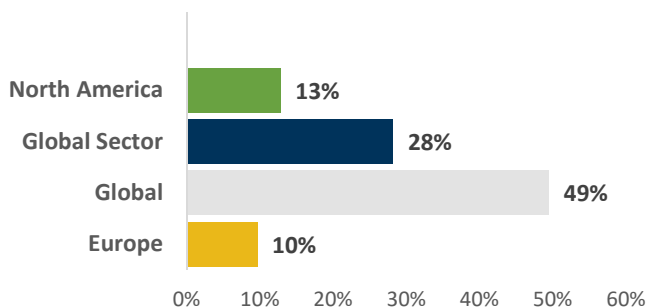


### Peso % dei 10 Principali attivi

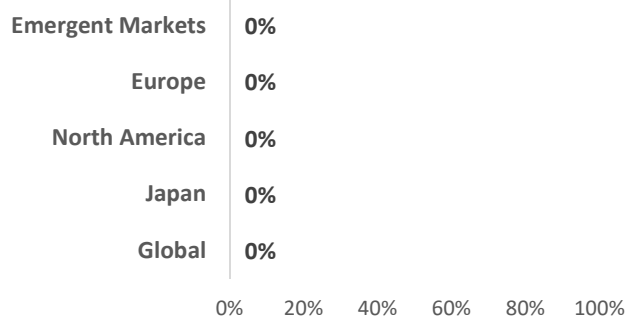
IE00B6R52036	ETF Ishares Gold producers	15,69%
LU0259322260	ETF Mrkt Aces NYSE Arca GLD Bugs	12,80%
LU0488317701	ETF Comstage Gold Bugs (CD91 GY)	12,46%
LU0252963383	BGF World Mining D 2 Eur	11,36%
IE00B7KMNP07	ETF UBS Sol G Gold Miners A	10,48%
IE00BYTRR863	ETF SPDR World Energy	10,29%
IE00B3CNHG25	ETF S Daxglobal Gold Mining G	8,45%
LU0854423687	ETF Lyxor Gold Eur	7,69%
LU1681046006	ETF Amundi MSCI World Energy CWI	4,46%
LU0055631609	BGF World Gold \$ A2	4,38%



### Investimenti Azionari Area geografica



### Investimenti Obbligazionari Area geografica



### Performance Lineare

<b>Dal lancio</b>	<b>3,04%</b>
1 mese	4,20%
3 mesi	32,41%
6 mesi	21,91%
12 mesi	38,77%
3 anni	6,84%
5 anni	15,53%



### Andamento Performance

